

PHYS 121

Feb. 14, 2024



To do: ✓ Complete HW6 by 23:59 Friday

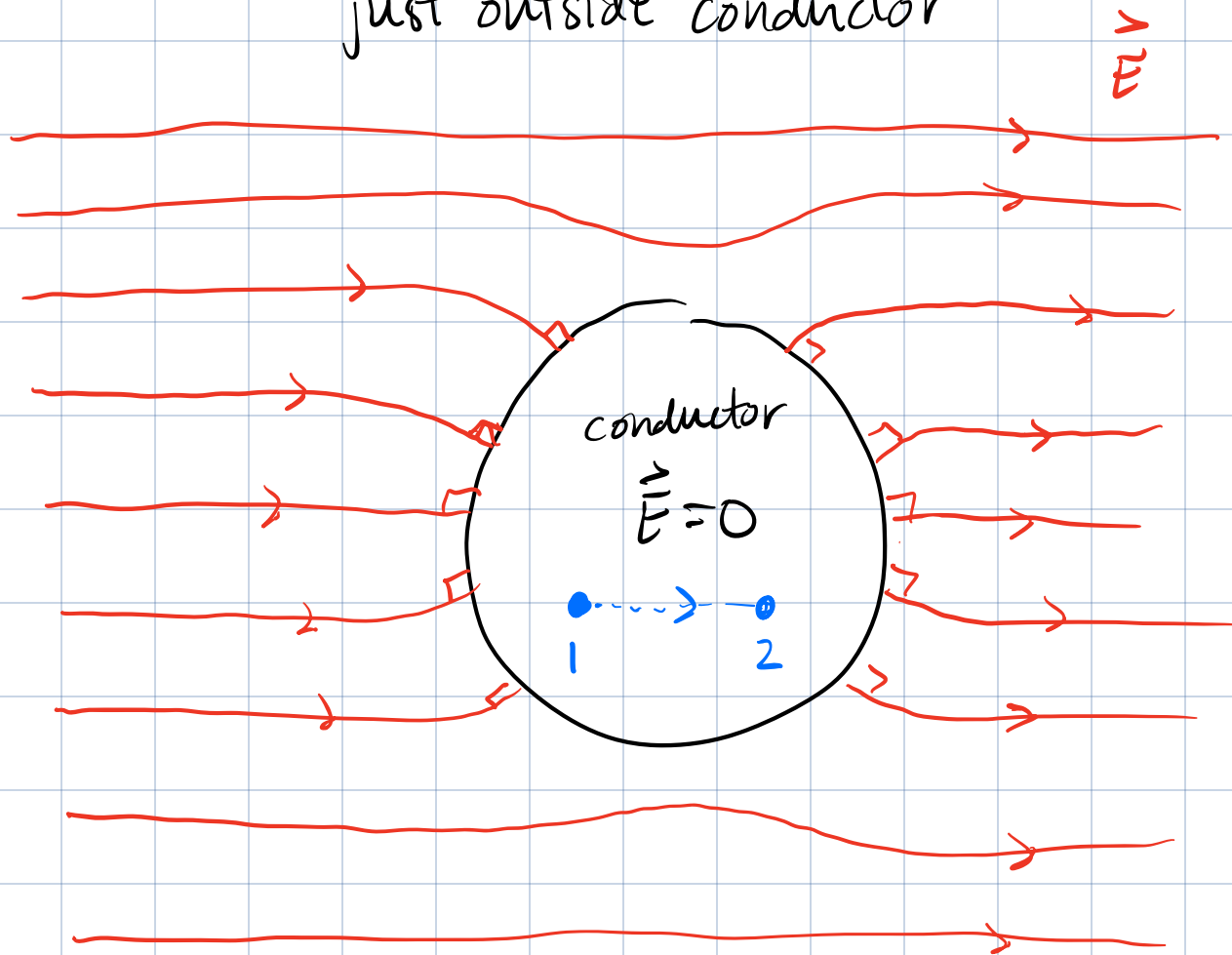
✓ Complete Pre-Lab #3 before your lab

✓ Midterm Wed. Feb. 28 (in person ^{EMÉ} 0050)

Recall: Conductors in equilibrium

▣ $\vec{E} = 0$ inside conductor body

▣ $\vec{E} \perp$ to conductor surface
just outside conductor



Potential difference from \vec{E}

$$\Delta V = \int_1^2 \vec{E} \cdot d\vec{s}$$

$$\Delta V = \int_1^2 \vec{E} \cdot d\vec{s}$$

$$V_2 - V_1 = 0$$

$$\therefore V_2 = V_1.$$

our pts 1 & 2 are inside the conductor where $\vec{E} = 0$

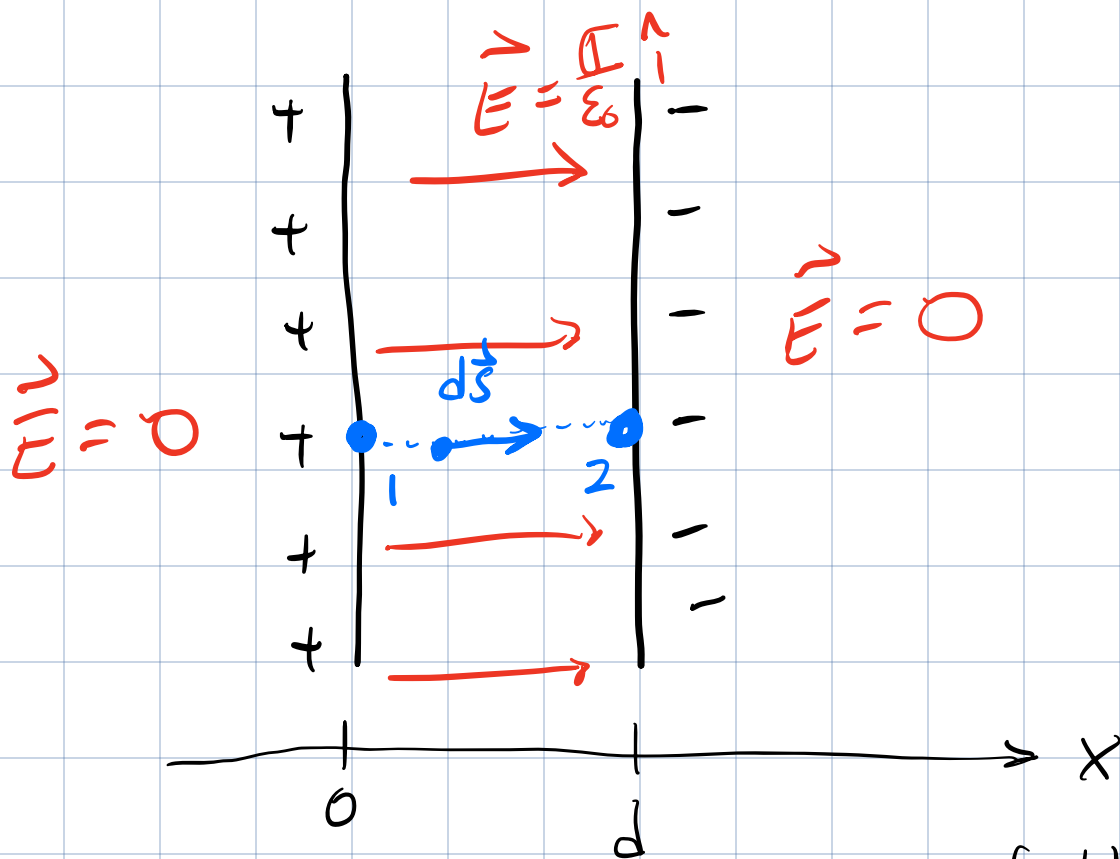
For any two points inside a conductor in equilibrium, we will find $\Delta V = 0$ or $V_1 = V_2$

\therefore Potential inside a conductor in equil. is constant.

Note: The potential in the conductor is constant, but it does not have to be zero.

Eg. Consider a pair of large parallel plates with equal but opposite charge.
charge per unit area $\sigma = \frac{Q}{A}$

Side View



Each plate creates an electric field of magnitude $E = \frac{\sigma}{2\epsilon_0}$.

Outside the plates the two contributions cancel & they add between the plates.

(a) If the plates are separated by a dist. d , find the pot. diff. ΔV between the pair of plates.

$$\Delta V = - \int \vec{E} \cdot d\vec{s}$$

$$\vec{E} = \frac{\sigma}{\epsilon_0} \hat{i} \quad d\vec{s} = dx \hat{i}$$

$$\therefore \vec{E} \cdot d\vec{s} = \left(\frac{\sigma}{\epsilon_0} \hat{i} \right) \cdot (dx \hat{i})$$

$$= \frac{\sigma}{\epsilon_0} dx \underbrace{(\hat{i} \cdot \hat{i})}$$

$$\underbrace{|\hat{i}|}_{1} \underbrace{|\hat{i}|}_{1} \underbrace{\cos 0}_{1}$$

$$\vec{E} \cdot d\vec{s} = \frac{\sigma}{\epsilon_0} dx$$

$$\therefore \Delta V = - \int_1^2 \frac{\sigma}{\epsilon_0} dx$$

const

$$= - \frac{\sigma}{\epsilon_0} \int_1^2 dx$$

d

$$\therefore \Delta V = V_2 - V_1 = - \frac{\sigma}{\epsilon_0} d$$

Since $\Delta V < 0$, it must be the

case that $V_1 > V_2$

↑
pos. plate

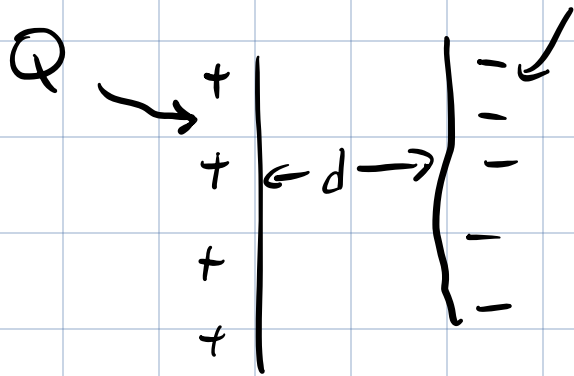
↑
neg. plate.

Consistent w/ previous observation that \vec{E} point from high to low potential.

Midterm Cutoff

OSUPU2 Chapter 8: Capacitors.

A capacitor is made from a pair of parallel conducting sheets w/ equal but opposite charge.



The definition of capacitance:

$$C = \frac{Q}{|\Delta V|}$$

units $[C] = \frac{[Q]}{[\Delta V]} = \frac{C}{V} = \frac{F}{\text{Farad}}$

Capacitors can be used to store charge. For a fixed potential difference ΔV (provided by a battery), the charge stored by a capacitor is:

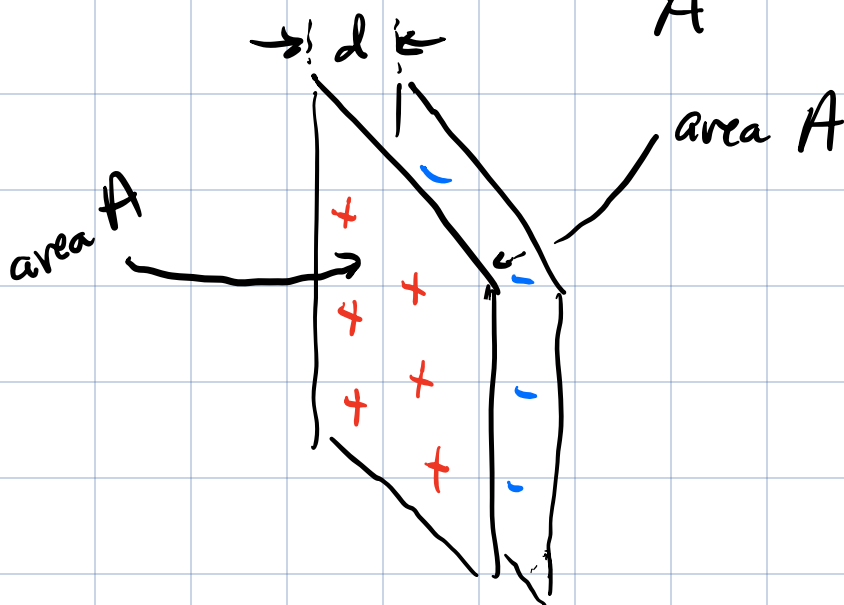
$$Q = C|\Delta V|.$$

Find the geometrical parameters that determine C .

$$C = \frac{Q}{|\Delta V|}$$

We just found that $|\Delta V| = \frac{\sigma}{\epsilon_0} d$

We also know $\sigma = \frac{Q}{A}$



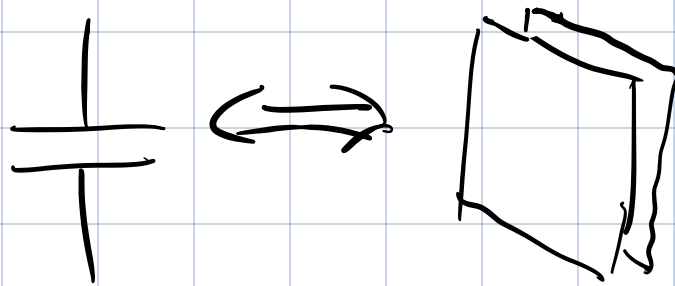
$$|\Delta V| = \frac{Q d}{A \epsilon_0}$$

$$\therefore C = \frac{Q}{|\Delta V|} = \frac{\cancel{Q}^1}{\frac{\cancel{Q} d}{A \epsilon_0}} \Rightarrow C = \epsilon_0 \frac{A}{d}$$

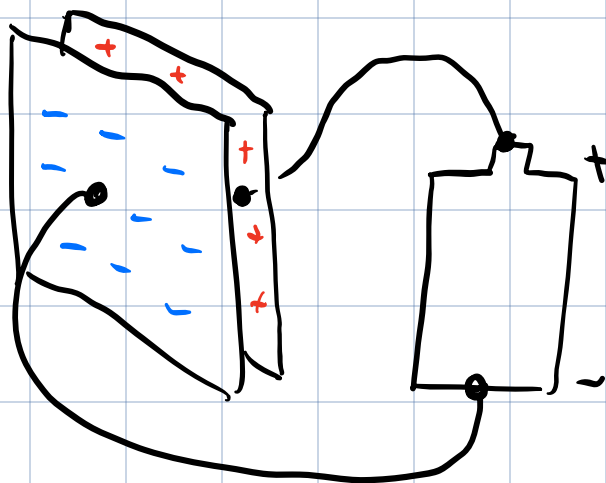
To make C large, want the plate area A to be big } the separation dist. d to be small.

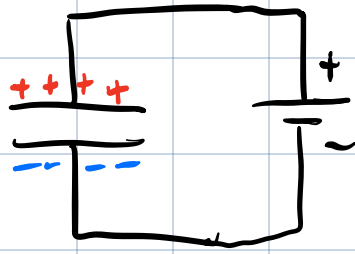
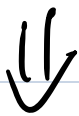
Circuit Symbols

The schematic symbol for a capacitor is



The schematic symbol for a battery is

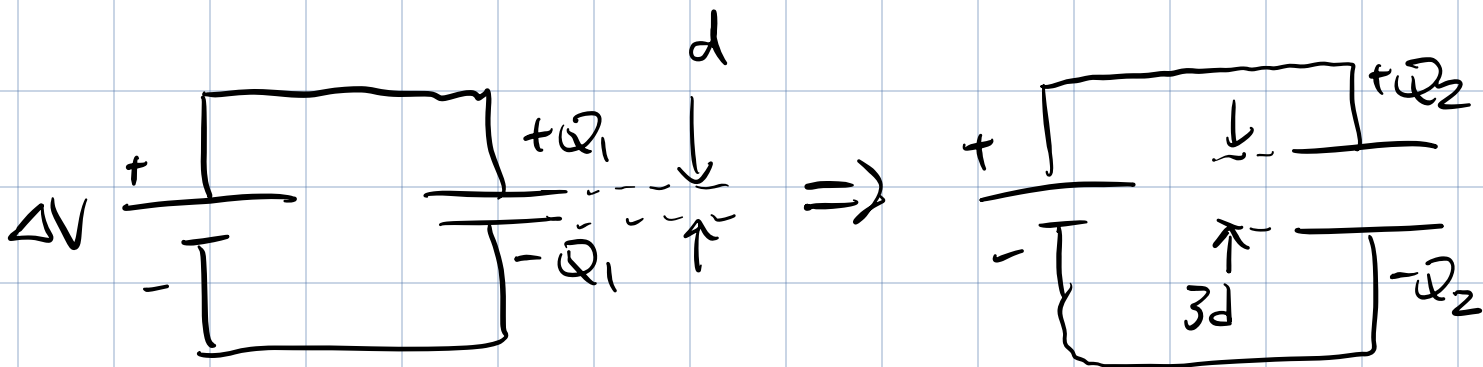




Eg. A parallel plate cap. is connected to a battery of voltage ΔV . The charge on the plates is $\pm Q_1$.

With the battery still connected, the capacitors are pulled apart s.t.

$d \rightarrow 3d$. What is the new charge $\pm Q_2$?



Since battery is always connected ΔV is the same in both cases.

$$Q = C |\Delta V| \quad C = \epsilon_0 \frac{A}{d}$$

$$Q_1 = \epsilon_0 \frac{A}{d} |\Delta V|$$

$$Q_2 = \epsilon_0 \frac{A}{3d} |\Delta V| = \frac{Q_1}{3} .$$