

# AREA 51 Gift Store

Document Status: Final Report

November 30<sup>th</sup>, 2019

Team Members: Alex Rogov, Wenting Luo, Kathryn Ng

## Mission Statement

Mission statement: To allow human beings to be able to build everlasting bonds with the many other galactical life that exists in our wide universe.

## Executive Summary

At Area 51 Gift Shop (A51GS), we value human life, also definitely alien life, and the many other lives that exist. Only at Area 51 Gift Store, we sell your new alien best friend/pet/shapeshifter who will live with you every step of your life, and friend-merchandise which you may need! We have plenty of affordable breeds and species of friends you can choose from, exclusively at our single store found in Nevada, U.S.A. Don't tell the American government!

## System Features

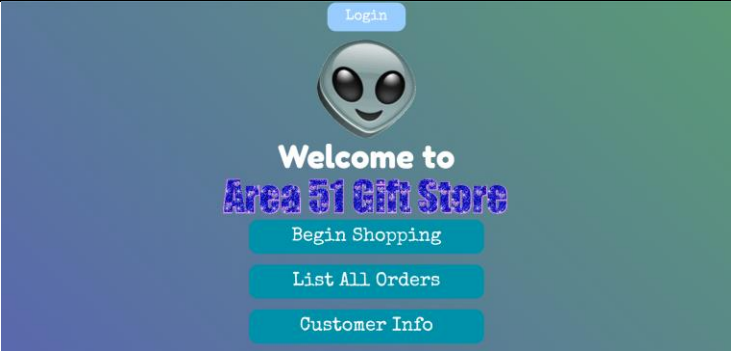
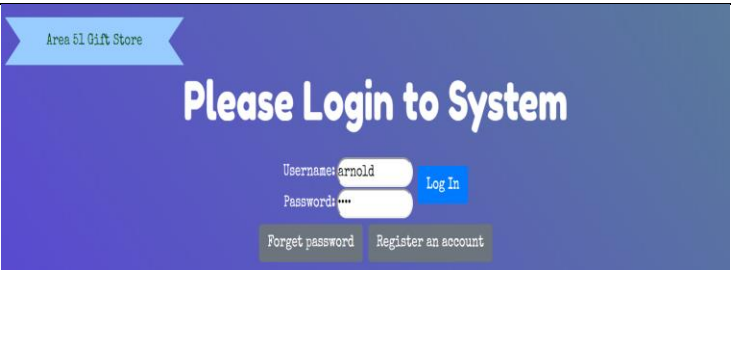
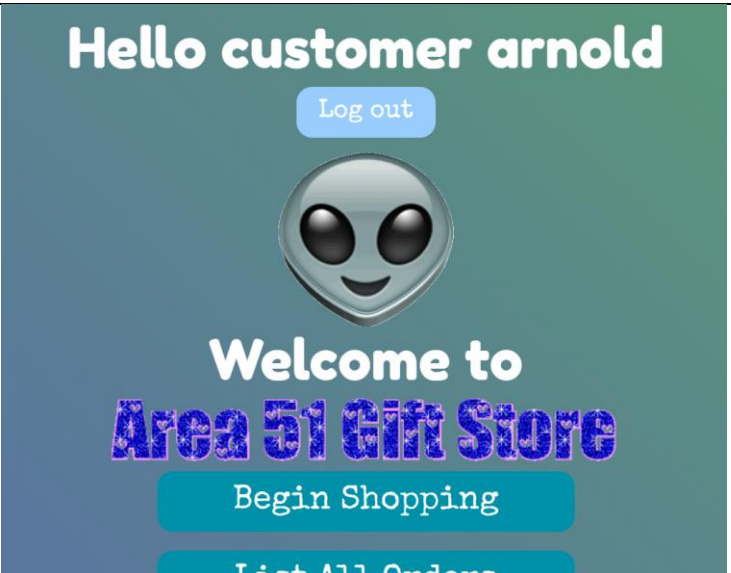
Final Overall System Features	Points	Complete	Code Files
<b>Documentation</b>			
Executive Summary	2	✓	this document
System Features	2	✓	"
Walkthrough with screenshots	6	✓	"
<b>Hosting</b>			
Running on cosc304 server	5	✓	<a href="https://cosc304.ok.ubc.ca/16955981/lab7/index.php">https://cosc304.ok.ubc.ca/16955981/lab7/index.php</a>
<b>Main/Home Page</b>			
Search for a product by name	1	✓	listprod.php
Browse products by category	1	✓	listprod.php
List products (by search/browse)	1	✓	listprod.php
List products with image	1		
Page header with menu	1	✓	Index.php
Page header shows current logged in user	1	✓	Index.php
Dynamic products on page based on sales	2		
Improved UI	2		
Product recommendation based on user	4		
<b>Shopping Cart</b>			
Add to shopping cart	1	✓	listprod.php
View shopping cart	1	✓	showcart.php
Update quantity (with data validation)	1	✓	showcart.php
Remove item from shopping cart	1	✓	showcart.php
Improved formatting/UI	1	✓	showcart.php
Cart stored in database between sessions	3	✓	updateCart.php, showcart.php

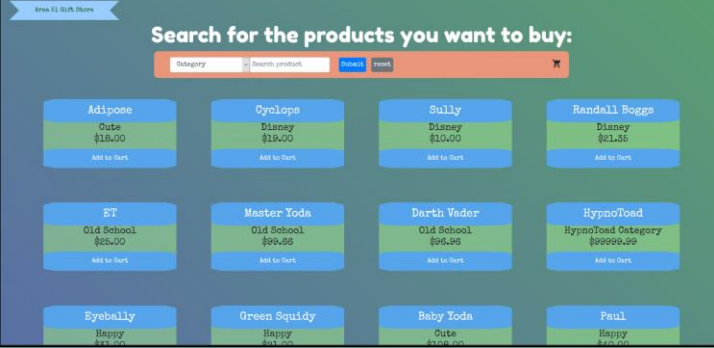
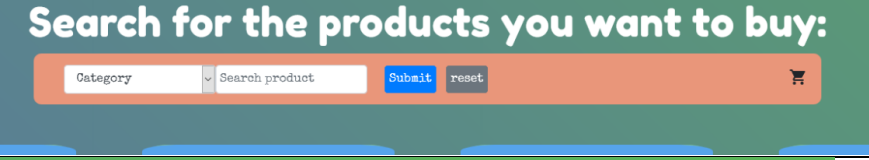

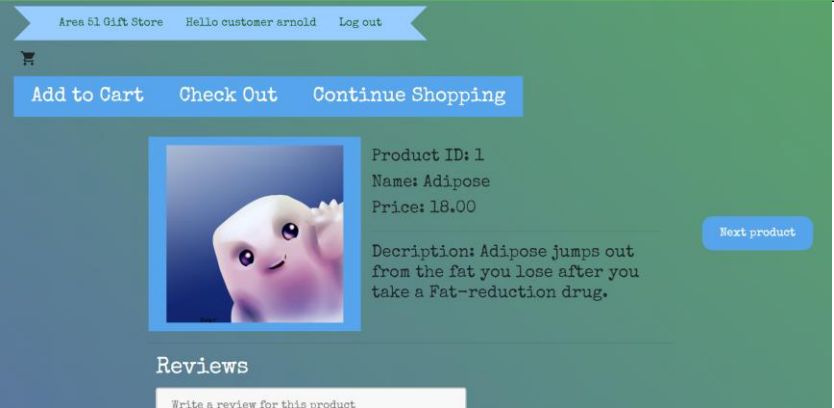
<b>CheckOut</b>			
Checkout with customer id	1	✓	checkout.php
Checkout with payment/shipment info	2	✓	order.php
Checkout with data validation	2	✓	checkout.php
Calculate taxes/shipping (by items/state)			
<b>Product Detail Page</b>			
Product detail page and item description	1	✓	product.php
Product detail has an image	1	✓	product.php, displayImage.php
Product detail has an image from database	1	✓	product.php
<b>User Accounts/Login</b>			
Create user account page	3	✓	login.php
Create account with data validation	3	✓	registeraccount.php
Edit user account info (address, password)	3	✓	editcustomerinfo.php
Login/logout	2	✓	Index.php
Register user/Forgot password email	4	✓	registeraccount.php, login.php, forgetpassword.php
Page listing all order for user	1	✓	customer.php
<b>Product Reviews</b>			
Ability to enter a review on a product	2	✓	product.php
Display product review on product detail page	1	✓	product.php, updateReview.php
Restrict to one review per user on item purchased	2	✓	product.php, updateReview.php
<b>Warehouse/inventory</b>			
Display item inventory by store/warehouse	2		
Edit item inventory by store/warehouse	3		
<b>Administrator Portal</b>			
Secured by login	1	✓	login.php, admin.php
List all customers	1	✓	admin.php
List report showing total sales/orders	1	✓	Admin.php
Add new product	2		

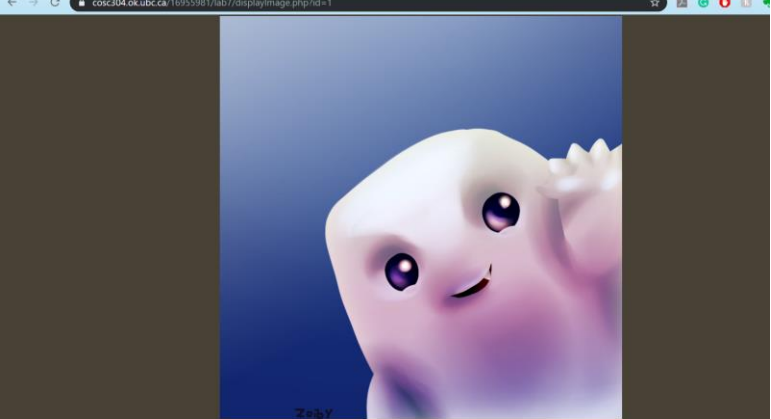
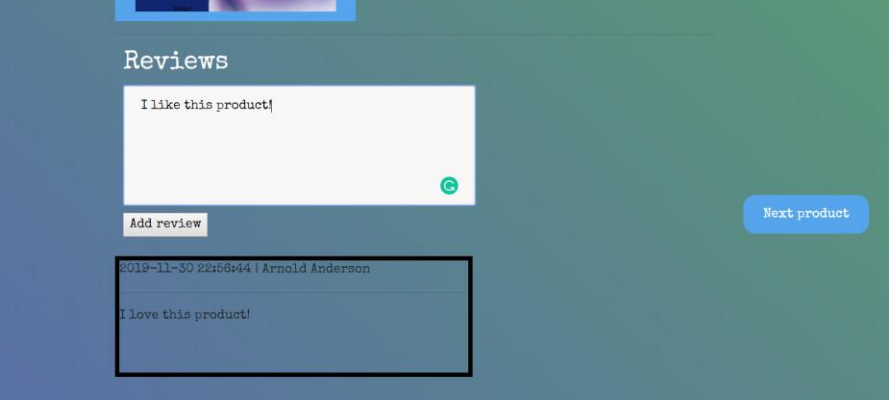
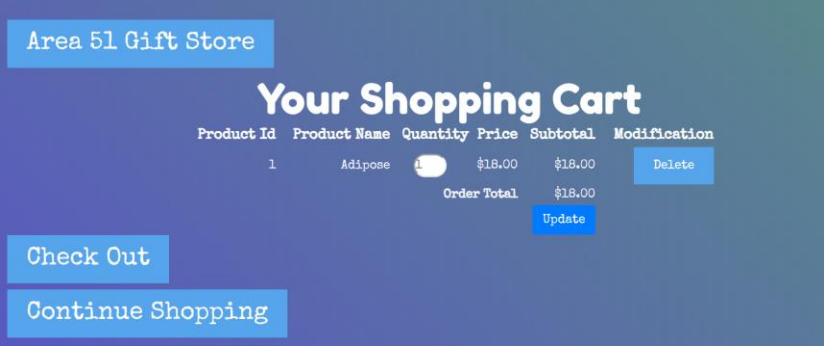
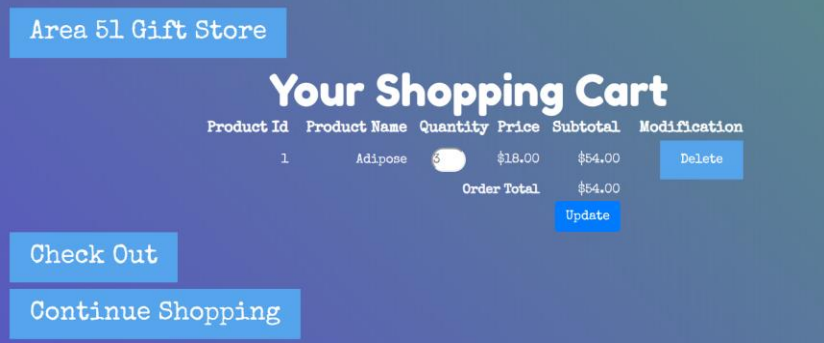
Update/delete product	2		
Change order status/ship order	1		
Database restore with SQL script	2		
Add/update warehouse,customer	2		
<b>Database System/General</b>			
Implement some validation using triggers			
User interface and navigation/useability	5	✓	Entire website: Headers are added, formatting on every page for better UI. Some example files: index.php,listprod.php, displayImage.php, login.php
Other	5	✓	Added usuabl cart icons/buttons, header gif icon, easter egg in "hypnotoad" product, reset button on listprod.php, ribbon header, anonymous reviewers, cool background colours
<b>Total Points</b>	<b>70</b>	<b>✓</b>	<b>deserved</b>

# Walkthrough

Use this website to follow along: <https://cosc304.ok.ubc.ca/16955981/lab7/index.php>

1	<p>This is our home page. From here you are able to navigate to our product list, all successful orders, customer Info, administrators login, and our customer log-in.</p>		
2	<p>When pressing customer log-in button on the top left of the home page, you are brought here. Please log in with these credentials: 'Username:arnold' and 'Password:test'.</p>		
3	<p>After logging in, you are redirected back to home page. From here click 'Begin Shopping' to see the product list.</p>		

4	You should now see our products. Use the 'Category Navigation bar' to select 'cute'. Press submit to proceed filtering	
5	This will filter the selections.	
6	Click the button with text of 'Adipose' to see more information on the product 'Adipose'	
7	This is the page which shows the productId, name, price, and description of the item.	

8	<p>Click on the image to see close up. Click back button on the browser to go back.</p>	
9	<p>At product-info page, you are also able to add a review at the bottom of the page. Write 'I like this product' and click 'add review'. This review will be added. Each customer is limited to one review per product but are able to update it if they wish.</p>	
10	<p>Click On 'Add to cart' to add product to your shopping cart</p>	
11	<p>You will be redirected to your shopping cart. Here you are able to delete product, update quantity. Let's say we want to update quantity to 3. Write three in text box and click update.</p>	



<p>12</p>	<p>Click 'Check Out'. Enter your 'customer Id:1' and 'password:test'.Click submit. To process shopping items</p>		
<p>13</p>	<p>Your order summary will be shown along with your order reference number, customer name, customer ID, contact info, and address to where your products are being shipped too. Click "Area 51 Gift Store" to return back to main menu.</p>		
<p>14</p>	<p>Let's now click 'Customer Info'. Here, customer information will be presented.</p>		
<p>15</p>	<p>Click on 'View your orders' to see the customer's previous orders. You can see the 3 'Adipose' we just recently bought will be at the bottom.</p>		

<p>16</p>	<p>Next, lets edit the customer's information through clicking 'Edit your information'. Change last Anderson to Smith and click 'Confirm' to save changes.</p>	
<p>17</p>	<p>You can notice that the last name has been changed successfully</p>	
<p>18</p>	<p>For the next few parts, we will now look at the website as administrators.</p>	

<p>19</p> <p>Click 'List all orders' to see all orders that have been made from all customers. Take note of order ID:2 as he makes an order of 5, \$21.35 purchase equaling to a total purchase of \$106.75 on the October 16<sup>th</sup> 2019.</p>		 <p><b>Order List</b></p> <table border="1"> <thead> <tr> <th>Order ID</th> <th>Order Date</th> <th>Customer Name</th> <th>Total Amount</th> </tr> </thead> <tbody> <tr> <td>1</td> <td>2019-10-15 10:25:55</td> <td>Arnold Smith</td> <td>\$91.70</td> </tr> <tr> <td colspan="4"> <table border="1"> <thead> <tr> <th>Product ID</th> <th>Quantity</th> <th>Price</th> </tr> </thead> <tbody> <tr> <td>1</td> <td>1</td> <td>\$18.00</td> </tr> <tr> <td>5</td> <td>2</td> <td>\$21.35</td> </tr> <tr> <td>10</td> <td>1</td> <td>\$31.00</td> </tr> </tbody> </table> </td> </tr> <tr> <td>2</td> <td>2019-10-16 18:00:00</td> <td>Bobby Brown</td> <td>\$106.75</td> </tr> <tr> <td colspan="4"> <table border="1"> <thead> <tr> <th>Product ID</th> <th>Quantity</th> <th>Price</th> </tr> </thead> <tbody> <tr> <td>5</td> <td>5</td> <td>\$21.35</td> </tr> </tbody> </table> </td> </tr> <tr> <td>3</td> <td>2019-10-15 03:30:22</td> <td>Candace Cole</td> <td>\$140.00</td> </tr> <tr> <td colspan="4"> <table border="1"> <thead> <tr> <th>Product ID</th> <th>Quantity</th> <th>Price</th> </tr> </thead> <tbody> <tr> <td>6</td> <td>2</td> <td>\$25.00</td> </tr> </tbody> </table> </td> </tr> </tbody> </table>	Order ID	Order Date	Customer Name	Total Amount	1	2019-10-15 10:25:55	Arnold Smith	\$91.70	<table border="1"> <thead> <tr> <th>Product ID</th> <th>Quantity</th> <th>Price</th> </tr> </thead> <tbody> <tr> <td>1</td> <td>1</td> <td>\$18.00</td> </tr> <tr> <td>5</td> <td>2</td> <td>\$21.35</td> </tr> <tr> <td>10</td> <td>1</td> <td>\$31.00</td> </tr> </tbody> </table>				Product ID	Quantity	Price	1	1	\$18.00	5	2	\$21.35	10	1	\$31.00	2	2019-10-16 18:00:00	Bobby Brown	\$106.75	<table border="1"> <thead> <tr> <th>Product ID</th> <th>Quantity</th> <th>Price</th> </tr> </thead> <tbody> <tr> <td>5</td> <td>5</td> <td>\$21.35</td> </tr> </tbody> </table>				Product ID	Quantity	Price	5	5	\$21.35	3	2019-10-15 03:30:22	Candace Cole	\$140.00	<table border="1"> <thead> <tr> <th>Product ID</th> <th>Quantity</th> <th>Price</th> </tr> </thead> <tbody> <tr> <td>6</td> <td>2</td> <td>\$25.00</td> </tr> </tbody> </table>				Product ID	Quantity	Price	6	2	\$25.00
Order ID	Order Date	Customer Name	Total Amount																																																			
1	2019-10-15 10:25:55	Arnold Smith	\$91.70																																																			
<table border="1"> <thead> <tr> <th>Product ID</th> <th>Quantity</th> <th>Price</th> </tr> </thead> <tbody> <tr> <td>1</td> <td>1</td> <td>\$18.00</td> </tr> <tr> <td>5</td> <td>2</td> <td>\$21.35</td> </tr> <tr> <td>10</td> <td>1</td> <td>\$31.00</td> </tr> </tbody> </table>				Product ID	Quantity	Price	1	1	\$18.00	5	2	\$21.35	10	1	\$31.00																																							
Product ID	Quantity	Price																																																				
1	1	\$18.00																																																				
5	2	\$21.35																																																				
10	1	\$31.00																																																				
2	2019-10-16 18:00:00	Bobby Brown	\$106.75																																																			
<table border="1"> <thead> <tr> <th>Product ID</th> <th>Quantity</th> <th>Price</th> </tr> </thead> <tbody> <tr> <td>5</td> <td>5</td> <td>\$21.35</td> </tr> </tbody> </table>				Product ID	Quantity	Price	5	5	\$21.35																																													
Product ID	Quantity	Price																																																				
5	5	\$21.35																																																				
3	2019-10-15 03:30:22	Candace Cole	\$140.00																																																			
<table border="1"> <thead> <tr> <th>Product ID</th> <th>Quantity</th> <th>Price</th> </tr> </thead> <tbody> <tr> <td>6</td> <td>2</td> <td>\$25.00</td> </tr> </tbody> </table>				Product ID	Quantity	Price	6	2	\$25.00																																													
Product ID	Quantity	Price																																																				
6	2	\$25.00																																																				
<p>20</p> <p>Click 'Area 51 Gift Store' to return back to the menu page. Following, click on 'Administrators'.</p>		 <p><b>Area 51 Gift Store</b></p> <ul style="list-style-type: none"> <li>Begin Shopping</li> <li>List All Orders</li> <li>Customer Info</li> <li>Administrators</li> </ul>																																																				
<p>21</p> <p>On 'Administrators page' you will notice a bottom and a top section. Focus on the top section with the title 'Administrator Sales Report by Day'. On October 16<sup>th</sup>, 2019 you may notice that the total orders for that day is 106.75\$, the exact same as the total amount of purchases as we noted before from the 'List All Orders' page.</p>		 <p><b>Area 51 Gift Store</b></p> <p><b>Administrator Sales Report by Day</b></p> <table border="1"> <thead> <tr> <th>Order Date</th> <th>Total Order Amount</th> </tr> </thead> <tbody> <tr> <td>2019-10-15</td> <td>509.1</td> </tr> <tr> <td>2019-10-16</td> <td>106.75</td> </tr> <tr> <td>2019-10-17</td> <td>327.85</td> </tr> <tr> <td>2019-11-30</td> <td>144</td> </tr> </tbody> </table> <p><b>List of Customers</b></p> <table border="1"> <thead> <tr> <th>User ID</th> <th>Customer ID</th> <th>First Name</th> <th>Last Name</th> <th>Email Address</th> </tr> </thead> <tbody> <tr> <td>arnold</td> <td>1</td> <td>Alex</td> <td>Smith</td> <td>a.anderson@gmail.com</td> </tr> <tr> <td>bobby</td> <td>2</td> <td>Bobby</td> <td>Brown</td> <td>bobby.brown@hotmail.ca</td> </tr> <tr> <td>candace</td> <td>3</td> <td>Candace</td> <td>Cole</td> <td>cole@charity.org</td> </tr> <tr> <td>darren</td> <td>4</td> <td>Darren</td> <td>Doe</td> <td>oe@doe.com</td> </tr> <tr> <td>beth</td> <td>5</td> <td>Elizabeth</td> <td>Elliott</td> <td>engel@uiowa.edu</td> </tr> <tr> <td>test</td> <td>6</td> <td>test</td> <td>test</td> <td>123@.com</td> </tr> </tbody> </table>	Order Date	Total Order Amount	2019-10-15	509.1	2019-10-16	106.75	2019-10-17	327.85	2019-11-30	144	User ID	Customer ID	First Name	Last Name	Email Address	arnold	1	Alex	Smith	a.anderson@gmail.com	bobby	2	Bobby	Brown	bobby.brown@hotmail.ca	candace	3	Candace	Cole	cole@charity.org	darren	4	Darren	Doe	oe@doe.com	beth	5	Elizabeth	Elliott	engel@uiowa.edu	test	6	test	test	123@.com							
Order Date	Total Order Amount																																																					
2019-10-15	509.1																																																					
2019-10-16	106.75																																																					
2019-10-17	327.85																																																					
2019-11-30	144																																																					
User ID	Customer ID	First Name	Last Name	Email Address																																																		
arnold	1	Alex	Smith	a.anderson@gmail.com																																																		
bobby	2	Bobby	Brown	bobby.brown@hotmail.ca																																																		
candace	3	Candace	Cole	cole@charity.org																																																		
darren	4	Darren	Doe	oe@doe.com																																																		
beth	5	Elizabeth	Elliott	engel@uiowa.edu																																																		
test	6	test	test	123@.com																																																		

22	On the bottom section, you should see all customers that are registered and their information	<div data-bbox="808 201 1369 262" data-label="Section-Header"> <h2>List of Customers</h2> </div> <table border="1"> <thead> <tr> <th>User ID</th> <th>Customer ID</th> <th>First Name</th> <th>Last Name</th> <th>Email Address</th> </tr> </thead> <tbody> <tr> <td>arnold</td> <td>1</td> <td>Alex</td> <td>Smith</td> <td>a.anderson@gmail.com</td> </tr> <tr> <td>bobby</td> <td>2</td> <td>Bobby</td> <td>Brown</td> <td>bobby.brown@hotmail.ca</td> </tr> <tr> <td>candace</td> <td>3</td> <td>Candace</td> <td>Cole</td> <td>cole@charity.org</td> </tr> <tr> <td>darren</td> <td>4</td> <td>Darren</td> <td>Doe</td> <td>oe@doe.com</td> </tr> <tr> <td>beth</td> <td>5</td> <td>Elizabeth</td> <td>Elliott</td> <td>engel@uiowa.edu</td> </tr> <tr> <td>test</td> <td>6</td> <td>test</td> <td>test</td> <td>123@.com</td> </tr> </tbody> </table>	User ID	Customer ID	First Name	Last Name	Email Address	arnold	1	Alex	Smith	a.anderson@gmail.com	bobby	2	Bobby	Brown	bobby.brown@hotmail.ca	candace	3	Candace	Cole	cole@charity.org	darren	4	Darren	Doe	oe@doe.com	beth	5	Elizabeth	Elliott	engel@uiowa.edu	test	6	test	test	123@.com
User ID	Customer ID	First Name	Last Name	Email Address																																	
arnold	1	Alex	Smith	a.anderson@gmail.com																																	
bobby	2	Bobby	Brown	bobby.brown@hotmail.ca																																	
candace	3	Candace	Cole	cole@charity.org																																	
darren	4	Darren	Doe	oe@doe.com																																	
beth	5	Elizabeth	Elliott	engel@uiowa.edu																																	
test	6	test	test	123@.com																																	
23	Click on the large button at the top of the page to return back to the home page of Area 51 Gift Store. And click log-out to log out	<div data-bbox="695 520 737 541" data-label="Text"> <p>Login</p> </div> <div data-bbox="1036 558 1179 695" data-label="Image"> </div> <div data-bbox="906 701 1308 804" data-label="Section-Header"> <h2>Welcome to Area 51 Gift Store</h2> </div> <div data-bbox="1003 814 1214 846" data-label="Text"> <p>Begin Shopping</p> </div> <div data-bbox="1003 873 1214 905" data-label="Text"> <p>List All Orders</p> </div> <div data-bbox="1013 932 1205 963" data-label="Text"> <p>Customer Info</p> </div>																																			