

# OnlyDucks Report

Seth Akins, Liam Davidson, Manroop Singh Nanda, Teresa Saller

**Link to GitHub:** <https://github.com/Hedgemon4/cosc304-only-ducks>

Project needs to be run locally, for regular user: arnold (pw: test), for admin user: admin1 (pw: secure123)

## **Mission Statement:**

We at OnlyDucks believe that every programmer in the world deserves a personalized inanimate waterfowl companion with which they may converse and debug. To that end, our website should offer those who desire them a wide selection of niche custom rubber ducks capable of being delivered directly to their doorstep.

## **Executive Summary:**

Every programmer has, at some point in their career, broken down into an insecure mess because their code just would not work. Remediating such a situation most commonly requires slowly and painfully marching through every process in a program to determine what is not functioning as it should. To make this process more effective and far more enjoyable, many have adopted the “rubber duck method” of debugging, wherein one communicates to an inanimate object (a rubber duck being the namesake choice for most) what their code is doing. Speaking out loud in this way commonly reveals issues a developer would not have noticed otherwise. We embraced this idea and sought to take it a step further by offering programmers a chance to acquire their very own personalized duck. After all, if you are going to be spending hours of your day talking to a rubber object, you had better hope it’s an object you can identify with!

OnlyDucks is a website where a user can create an account, browse a wide and ever-increasing catalogue of niche rubber ducky designs, select those they feel would best assist their practice, and place an order to have their feathery friends sent straight to them! With searchable tables, distinct categories, and individual descriptions, finding your perfect avian companion is a simple, painless process. Customers can leave reviews for others seeking lifelong coding partners, and admins of the site are even able to edit and view things like warehouse inventories, order reports, customer information, and daily sales reviews. Our products, customers, and orders are all stored in a robust and secure database which allows for ease of access and ease of mind for our customers.

The rubber duck is an essential item for professional and casual programmers alike. Whether you use it to bounce ideas off of, explain issues to, or throw into a wall in frustration, the duck is one of your most vital tools and should be perfectly calibrated to your exact needs. No longer will your anger fester in the cage of your mind, for OnlyDucks is here to provide you with the ideal companion for any situation!

**System features:**

<b>Final Overall System Features</b>	<b>Category</b>	<b>Possible Points</b>	<b>Points</b>	<b>Comments / Code Files</b>
<b>Documentation (10 total points)</b>				
Executive Summary (up to 1 page)	Core	2	2	
System Features (2 pages)	Core	2	2	
Walkthrough with screenshots (up to 15 pages)	Core	6	6	
<b>Main/Home Page (up to 14 total points)</b>				
Search for a product by name	Core	1	1	listprod.js and listprod.handlebars
Browse products by category	Core	1	1	listprod.js and listprod.handlebars
List products (by search/browse)	Core	1	1	listprod.js and listprod.handlebars
List products with image	Core	1	1	listprod.js and listprod.handlebars
Page header with menu	Basic	1	1	main.handlebars
Page header shows current logged in user	Basic	1	1	main.handlebars and server.js
Dynamic products on page based on sales	Basic	2	2	listprod.js and listprod.handlebars
Improved UI (user-friendly, images, etc.)	Basic	2	2	listprod.handlebars
<b>Shopping Cart (up to 8 total points)</b>				
Add to shopping cart	Core	1	1	addcart.js
View shopping cart	Core	1	1	showcart.js and showcart.handlebars
Update quantity (with data validation)	Basic	1	1	showcart.js and showcart.handlebars
Remove item from shopping cart	Basic	1	1	showcart.js and showcart.handlebars
Improved formatting/UI (e.g. in header bar)	Basic	1	1	main.handlebars, showcart.handlebars
Cart stored in database between sessions	Basic	3	3	
<b>Checkout (up to 9 total points)</b>				
Checkout with customer id	Core	1	1	User needs to be logged in
Checkout with payment/shipment info	Basic	2	2	checkout.js and checkout.handlebars
Checkout with data validation	Basic	2	2	checkout.js and checkout.handlebars
<b>Product Detail Page (up to 2 total points)</b>				
Product detail page and item description	Core	1	1	product.js
Product detail has an image from database	Core	1	1	product.js
<b>User Accounts/Login (up to 12 total points)</b>				
Create user account page	Basic	2	2	createAccount.js

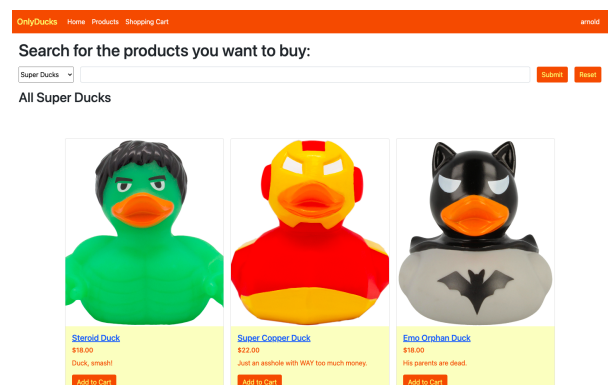
Create account with data validation	Basic	2	2	createAccount.js (has regex for email and postal code, also checks username is not taken)
Edit user account info (address, password)	Basic	2	2	editAccount.js
Login/logout	Core	1	1	login.js and logout.js
Page listing all orders for user	Core	1	1	listorder.js
<b>Product Reviews (up to 5 total points)</b>				
Ability to enter a review on a product	Basic	2	2	product.js
Display product review on product detail page	Basic	1	1	product.js
Restrict to one review per user on item purchased	Advanced	2	2	product.js
<b>Warehouses/Inventory (up to 5 total points)</b>				
Display item inventory by store/warehouse	Basic	2	2	admin.js and admin.handlebars
Edit item inventory by store/warehouse	Advanced	3	3	admin.js and admin.handlebars
<b>Administrator Portal (up to 19 total points)</b>				
Secured by login	Core	1	1	login.js
List all customers	Core	1	1	admin.js and admin.handlebars
List report showing total sales/orders	Core	1	1	admin.js and admin.handlebars
Report with a graph	Advanced	3	3	admin.js and admin.handlebars
<b>Database System/General</b>				
User interface and navigation/usability		Up to 5	5	Page header, nicer tables, beautiful stolen images for all products, very beautiful graph, nice styling on buttons
Added admin boolean to customer table so the website can check if the user is an admin before accessing the admin panel and listorders		2	2	data.ddl
<b>Total: (out of 50 with maximum of 10 bonus marks. i.e. 60 points out of 50 is max.)</b>		65	60	

## Walkthrough from the customer perspective:

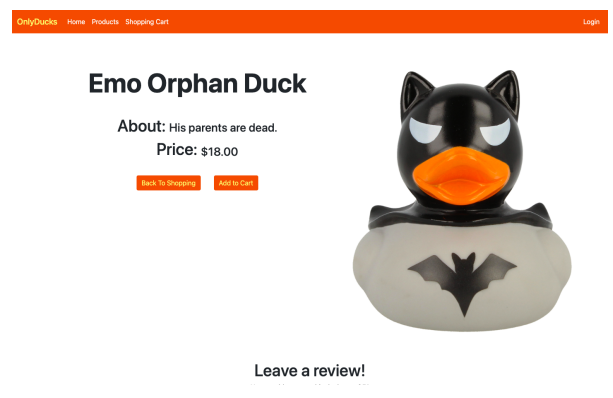
This is the homepage that welcomes users to the magical place that is OnlyDucks. Users have the option to navigate to our products page, view their cart, or login from here.



On the products page, users can choose from a plethora of bathtime companions. They can select from over 20 ducks in five exciting categories. Of course the list of products is searchable, and ordered by popularity (number of orders containing the duck)



Users can also view more details about individual ducks.



After reading the rave reviews others have left for the “Emo Orphan Duck”, users can easily add this duck to their shopping cart. Reviews can only be left if a user is logged in and has bought the product. Reviews are also limited to one per user.

The screenshot shows a review form titled "Leave a review!". Below the title, it asks "How would you rate this duck out of 5?" with five radio buttons labeled 1 through 5. A text box below says "Tell others about your experience!". A "Submit Review" button is at the bottom. Below the form, there are three review cards:

- 4/5: Arnold Anderson reviewed this product on 2019-10-15. I thought this duck was great!
- 5/5: Bobby Brown reviewed this product on 2020-11-02. Awesome product!
- 1/5: Candace Cole reviewed this product on 2022-05-16. Never received my duck! I do not think this is even a real website...

Once users add a product to their cart, they can choose to checkout or continue shopping. They also have the option to increase the quantity ordered or remove products from their cart.

The screenshot shows the "Your Shopping Cart" page. At the top, there is a navigation bar with "OnlyDucks", "Home", "Products", "Shopping Cart", and "Login". Below the navigation bar, the page title is "Your Shopping Cart". A table lists the items in the cart:

Product Id	Product Name	Quantity	Price	Subtotal	
1	Emo Orphan Duck	<input type="text" value="1"/>	\$18	\$18.00	<a href="#">Remove Item from Cart</a> <a href="#">Update Quantity</a>

Order Total: \$18.00

Buttons: [Check Out](#), [Continue Shopping](#)

Upon clicking on checkout, the system asks the user to login. If the user is new to the site, they can sign up.

The screenshot shows the "Please Login to System" page. At the top, there is a navigation bar with "OnlyDucks", "Home", "Products", "Shopping Cart", and "Login". Below the navigation bar, the page title is "Please Login to System". A message says "Please login to complete your order.". Below the message, there are input fields for "Username:" and "Password:". Below the input fields, there are two buttons: "Sign Up" and "Log In".

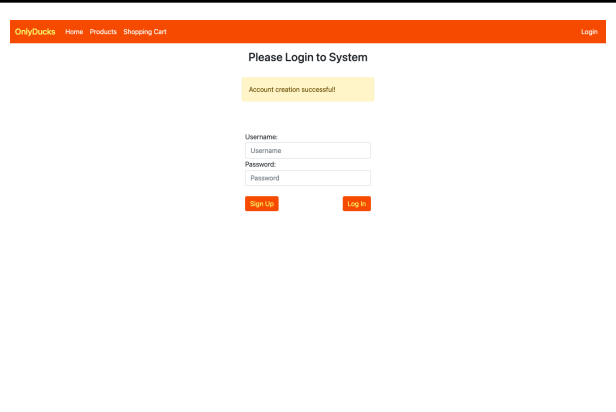
On the signup page, users need to fill all fields and enter a valid email address, phone number, and Canadian postal code. OnlyDucks only accepts Canadian shipping addresses.

The screenshot shows the "Signup" page. At the top, there is a navigation bar with "OnlyDucks", "Home", "Products", "Shopping Cart", and "Login". Below the navigation bar, the page title is "Signup". There are several input fields for user registration:

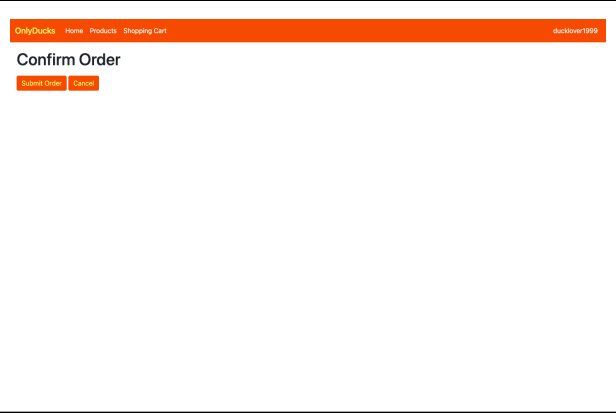
- First Name:
- Last Name:
- Username:  (Note: Please fill out this field.)
- Email address:
- Password:
- Phone Number:
- Address:
- City:
- Province:
- Postal Code:
- Country:

Sign Up button is at the bottom.

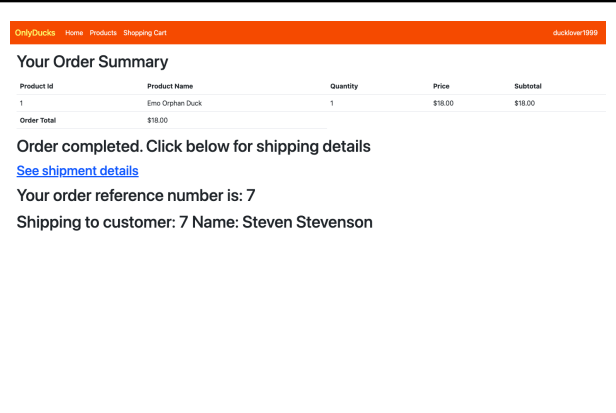
After signing up, the user can now login with their new username and password.



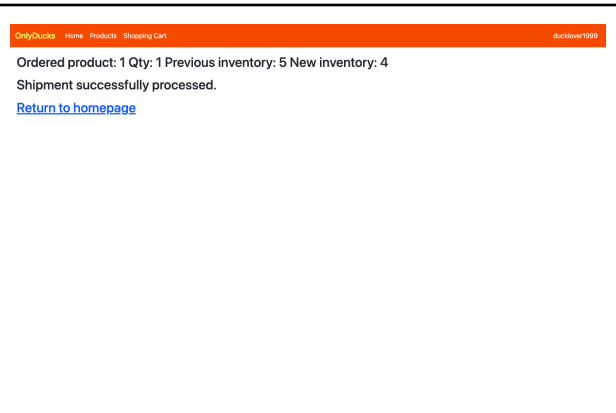
They can confirm their order or cancel to return to their cart.



After confirming their order, they can view a summary.



Shipment information can also be viewed.



Upon clicking on their username in the top right corner of the website header, users are presented with an overview of their profile. Here, they can choose to view their order history or edit their account.

OnlyDucks Home Products Shopping Cart ducklover1999

### Customer Profile For Steven

ID: 7

First Name: Steven

Last Name: Stevenson

Email: ducklover1999@mail.com

Phone: 123-456-7890

Address: 1234 Main Street

City: Edmonton

State: Alberta

Postal Code: TSA 0A5

Country: Canada

User ID: ducklover1999

[Order History](#) [Edit Account](#) [Logout](#)

Users can change any information they wish in the edit account tab. The information is validated to ensure that the phone number, email, and postal code follow Canadian standards. Also, users can't change their username to a username that is already taken by another user.

OnlyDucks Home Products Shopping Cart ducklover1999

### Edit Account

This username is already taken. Please choose another.

First Name: Steven

Last Name: Stevenson

Username: atold

Email address: ducklover1999@mail.com

Password: \*\*\*\*

Phone Number: 123-456-7890

Address: 1234 Main Street

City: Edmonton

Province: Alberta

Postal Code: TSA 0A5

Country: Canada

[Cancel](#) [Save](#)

If users click on view orders, they can see an overview of products they have purchased in the past.

OnlyDucks Home Products Shopping Cart ducklover1999

### Your Orders

Order ID	Total Amount	Order Date
7	\$18.00	2022-12-08

Product Name	Quantity	Price
Emo Orphan Duck	1	\$18.00

Now the only thing left to do is leave a review: After purchasing the “Emo Orphan Duck”, test user Steven can let others know his thoughts about the product.

Leave a review!

How would you rate this duck out of 5?

1 2 3 4 5

I really liked this product. Thank you to Ramon Lawrence and all T&E whose support made this website possible!

[Submit Review](#)

4/5 Arnold Anderson reviewed this product on 2019-10-15  
I thought this duck was great!

5/5 Bobby Brown reviewed this product on 2020-11-02  
Awesome product.

1/5 Candace Cole reviewed this product on 2022-05-16  
Never received my duck! I do not think this is even a real website...

Once he hits submit, the review is posted for all customers to see.

How would you rate this duck out of 5?

1  2  3  4  5

Tell others about your experience!

4/5 **Arnold Anderson reviewed this product on 2019-10-15**  
I thought this duck was great!

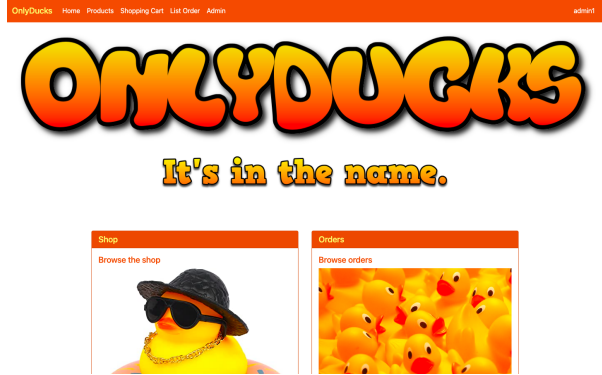
5/5 **Bobby Brown reviewed this product on 2020-11-02**  
Awesome product!

1/5 **Candace Cole reviewed this product on 2022-05-16**  
Never received my duck! I do not think this is even a real website...

5/5 **Steven Stevenson reviewed this product on 2022-12-08**  
I really liked this product. Thank you to Ramon Lawrence and all TAs whose support made this website possible!

### Walkthrough from the admin perspective:

If a user is logged in with an admin account, they can access the products page and shopping cart like normal users, as well as the list orders page and the admin panel.



On the list order page, administrators can see an overview of all orders that have been placed on the website.

Order ID	Customer ID	Customer Name	Total Amount												
1	1	Arnold Anderson	\$91.70												
<table border="1"> <thead> <tr> <th>Product ID</th> <th>Quantity</th> <th>Price</th> </tr> </thead> <tbody> <tr> <td>1</td> <td>1</td> <td>\$18.00</td> </tr> <tr> <td>5</td> <td>2</td> <td>\$21.35</td> </tr> <tr> <td>10</td> <td>1</td> <td>\$31.00</td> </tr> </tbody> </table>				Product ID	Quantity	Price	1	1	\$18.00	5	2	\$21.35	10	1	\$31.00
Product ID	Quantity	Price													
1	1	\$18.00													
5	2	\$21.35													
10	1	\$31.00													
2	2	Bobby Brown	\$106.75												
<table border="1"> <thead> <tr> <th>Product ID</th> <th>Quantity</th> <th>Price</th> </tr> </thead> <tbody> <tr> <td>5</td> <td>5</td> <td>\$21.35</td> </tr> </tbody> </table>				Product ID	Quantity	Price	5	5	\$21.35						
Product ID	Quantity	Price													
5	5	\$21.35													
3	3	Candace Cole	\$140.00												
<table border="1"> <thead> <tr> <th>Product ID</th> <th>Quantity</th> <th>Price</th> </tr> </thead> <tbody> <tr> <td>6</td> <td>2</td> <td>\$25.00</td> </tr> <tr> <td>7</td> <td>3</td> <td>\$30.00</td> </tr> </tbody> </table>				Product ID	Quantity	Price	6	2	\$25.00	7	3	\$30.00			
Product ID	Quantity	Price													
6	2	\$25.00													
7	3	\$30.00													
4	2	Bobby Brown	\$327.85												
<table border="1"> <thead> <tr> <th>Product ID</th> <th>Quantity</th> <th>Price</th> </tr> </thead> <tbody> <tr> <td>9</td> <td>4</td> <td>\$11.95</td> </tr> </tbody> </table>				Product ID	Quantity	Price	9	4	\$11.95						
Product ID	Quantity	Price													
9	4	\$11.95													



On the admin panel, administrators can see a daily sales report with a fun, duck-themed graph.

OnlyDucks [Home](#) [Products](#) [Shopping Cart](#) [List Order](#) [Admin](#) admin1

### OnlyDucks Administrator Panel

#### Daily Sales Report

Order Date	Total Order Amount
2019-10-15	\$509.10
2019-10-16	\$106.75
2019-10-17	\$327.85
2022-12-08	\$129.00

#### Daily Sales Graph

Date	Total Order Amount
2019-10-15	509.10
2019-10-16	106.75
2019-10-17	327.85
2022-12-08	129.00

Further down the page they can also see an overview of all customers and view and update their inventory by warehouse.

#### Customer Overview

User ID	Customer Name	Customer Email
arnold	Arnold Anderson	a.anderson@gmail.com
bobby	Bobby Brown	bobby.brown@hotmail.ca
candace	Candace Cole	cole@charity.org
darnen	Darnen Doe	oe@doe.com
bath	Elizabeth Elliott	eng1@uicoma.edu
ducklover1999	Steven Stevenson	ducklover1999@mail.com

#### Inventory by Warehouse

Warehouse Name: Main warehouse(ID: 1)

Product ID	Product Name	Product Inventory	Update Inventory
1	Emo Orphan Duck	<input type="text" value="4"/>	<a href="#">Update Inventory</a>
2	Murderer Duck	<input type="text" value="10"/>	<a href="#">Update Inventory</a>
3	College Dropout Duck	<input type="text" value="3"/>	<a href="#">Update Inventory</a>
4	Hon Hon Duck	<input type="text" value="2"/>	<a href="#">Update Inventory</a>
5	Steroid Duck	<input type="text" value="100"/>	<a href="#">Update Inventory</a>
6	Super Copper Duck	<input type="text" value="0"/>	<a href="#">Update Inventory</a>
7	Holy Duck	<input type="text" value="9"/>	<a href="#">Update Inventory</a>