

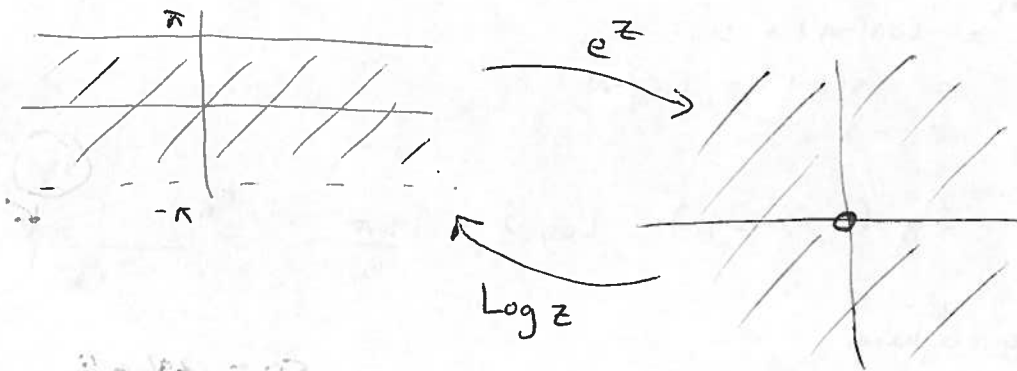
Review # 2 - Solutions

1. (a) Give the defⁿ of the Principal branch $\text{Log}(z)$

$$\text{Log}(z) = \text{Log}|z| + i \text{Arg} z \quad \text{where } -\pi < \text{Arg} z \leq \pi$$

(b) domain $\text{Log} z: \mathbb{C} - \{0\}$

$$\text{range } \text{Log} z = \{z \in \mathbb{C} \mid x \in \mathbb{R} \quad -\pi < y \leq \pi\}$$



(c) Is $\text{Log}(z^2) = 2\text{Log}(z) \quad \forall z \in \mathbb{C}$

FALSE. $\text{Im}(\text{Log}(w))$ is always in $(-\pi, \pi]$

$$\text{if } z=i \quad \text{Log} z = i\pi$$

$$2\text{Log} z = 2i\pi \quad (\text{not in the right range})$$

$$\text{in fact } \text{Log} z^2 = \text{Log} 1 = 0 \neq 2\pi i$$

(d) $\text{Log} w$ is analytic in $\mathbb{C} \setminus (-\infty, 0]$

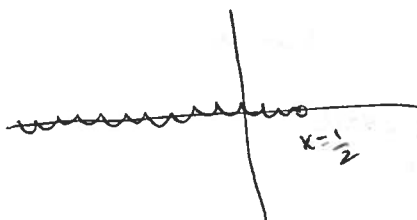
$$\begin{aligned} \text{if } w = 2z - 1 &= 2x + 2iy - 1 \\ &= 2x - 1 + 2iy \end{aligned}$$

the branch cut corresponds to $\text{Re}(w) \leq 0 \Leftrightarrow 2x - 1 \leq 0$

$$\text{and } \text{Im}(w) = 0 \Rightarrow y = 0$$

$$2x \leq 1$$

$$x \leq \frac{1}{2}$$



so $\text{Log}(2z-1)$ is analytic in

$$\mathbb{C} \setminus (-\infty, \frac{1}{2}]$$

#2 (a) $\sinh(1 + \pi i)$

we use the fact that $\sinh z = \frac{e^z - e^{-z}}{2}$ with $z = 1 + \pi i$

$$\sinh(1 + \pi i) = \frac{e^{1 + \pi i} - e^{-1 - \pi i}}{2} = -\frac{e^1 - e^{-1}}{2} = -\sinh 1$$

$$e^{\pi i} = \cos \pi + i \sin \pi = -1$$

this is a pure real number.

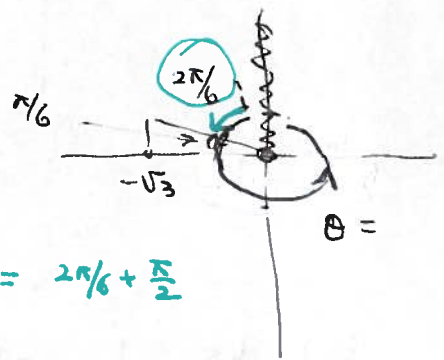
$$e^{-\pi i} = \cos(-\pi) + i \sin(-\pi) = \cos(\pi) - i \sin(\pi) = -1$$

(b) $\mathcal{L}_{\frac{\pi}{2}}(-\sqrt{3} + i) = \text{Log } 2 + i \frac{5\pi}{6}$

log where

$$\frac{\pi}{2} < \arg_{\frac{\pi}{2}} \leq \frac{5\pi}{2}$$

$$|-\sqrt{3} + i| = \sqrt{3+1} = 2$$



#3 $\text{Log}(z^2 + 1) = i \frac{\pi}{2}$

Take exp of both sides \Leftrightarrow

$$z^2 + 1 = e^{i\pi/2}$$

but $e^{i\pi/2} = \cos \frac{\pi}{2} + i \sin \frac{\pi}{2} = i$

$$\Rightarrow z^2 + 1 = i$$

$$z^2 = i - 1$$

$$z = (1 - i)^{1/2}$$

$$= e^{\frac{1}{2} \log(1 - i)}$$

consider

$$\begin{aligned} \log(1 + i) &= \text{Log } |1 + i| + i \text{Arg}(1 + i) + 2\pi k i \\ &= \text{Log } \sqrt{2} + i \frac{3\pi}{4} + 2k\pi i \end{aligned}$$

$$\text{so } z = e^{\frac{1}{2} \text{Log } \sqrt{2} + i \frac{3\pi}{8} + k\pi i}$$

$$k = 0, \pm 1, \pm 2, \dots$$

$$= 2^{1/4} e^{i \frac{3\pi}{8} + k\pi i}$$

since $(1 + i)^{1/2}$ there are only 2 distinct values.

$$z_0 = 2^{1/4} e^{i \frac{3\pi}{8}}$$

$$z_1 = 2^{1/4} e^{i \frac{11\pi}{8}} = 2^{1/4} e^{-i \frac{5\pi}{8}}$$

$$k = 0, 1$$

#4 Find all complex values of z for which $e^{z^2} = 1$.

Take log of both sides

$$\begin{aligned} \log(e^{z^2} = 1) &\Leftrightarrow z^2 = \log 1 = \text{Log} 1 + i \text{Arg} 1 + i2k\pi \\ & z^2 = 2k\pi i \\ & z = \sqrt{2k\pi i} \quad k \in \mathbb{Z} \\ & = \sqrt{2k\pi} \sqrt{i} \end{aligned}$$

then solve for $\sqrt{i} = i^{1/2}$

$$= (e^{i\pi/2})^{1/2} = e^{i\pi/4} = e^{i2k\pi/2} e^{i\pi/4} \quad k=0,1$$

$$\begin{aligned} k=0 &\Rightarrow e^{i\pi/4} \\ k=1 &\Rightarrow e^{i\pi} e^{i\pi/4} = e^{i5\pi/4} \end{aligned}$$

$$\text{so } z = \sqrt{2k\pi} e^{i\pi/4}, \sqrt{2k\pi} e^{i5\pi/4} \quad \text{for } k \in \mathbb{Z}$$

there are ∞ many solutions

#5 (a) $i^{\sqrt{2}} = e^{\sqrt{2} \log i}$

$$\begin{aligned} \log i &= \text{Log} |i| + i \text{Arg} i + 2k\pi i \quad k=0,1,\dots \\ &= \frac{i\pi}{2} + 2k\pi i \end{aligned}$$

$$\text{so } i^{\sqrt{2}} = e^{\sqrt{2}(i\pi/2 + 2k\pi i)} = e^{i\sqrt{2}(\pi/2 + 2k\pi)} \quad k \in \mathbb{Z}$$

$$(b) \left(\frac{2i}{i+1}\right)^{1/3} = (1+i)^{1/3} = e^{1/3 \log(1+i)} = 2^{1/6} e^{i(\pi/4 + 2k\pi)/3} = 2^{1/6} e^{i(\pi + 8k\pi)/12} \quad k=0,1,2$$

$$\frac{2i}{i+1} = \frac{2i}{i+1} \times \frac{i-i}{i-i} = \frac{2(i+1)}{2} = 1+i$$

$$\begin{aligned} \log(1+i) &= \text{Log} |1+i| + i \text{Arg}(1+i) + 2k\pi i \quad k \in \mathbb{Z} \\ &= \text{Log} \sqrt{2} + i(\pi/4 + 2k\pi) \end{aligned}$$

we have 3 values

$$\begin{aligned} z_0 &= 2^{1/6} e^{i\pi/12} \\ z_1 &= 2^{1/6} e^{i9\pi/12} = 2^{1/6} e^{i3\pi/4} \\ z_2 &= 2^{1/6} e^{i17\pi/12} = 2^{1/6} e^{-i7\pi/12} \end{aligned}$$

$$5(c) \quad (\sqrt{3}+i)^{1+i} = e^{(1+i) \log(\sqrt{3}+i)} = e^{\log(\sqrt{3}+i)} e^{i \log(\sqrt{3}+i)}$$

$$\begin{aligned} \log(\sqrt{3}+i) &= \text{Log}|\sqrt{3}+i| + i \text{Arg}(\sqrt{3}+i) + 2k\pi i \quad k \in \mathbb{Z} \\ &= \frac{1}{2} \log 2 + i \frac{\pi}{6} + 2k\pi i \quad k \in \mathbb{Z} \end{aligned}$$

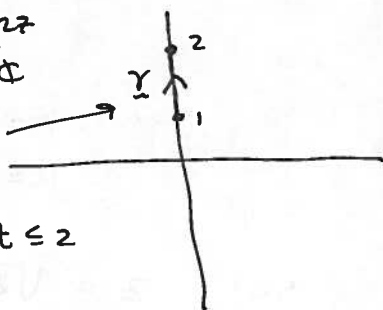
$$\begin{aligned} \text{so } (\sqrt{3}+i)^{1+i} &= (\sqrt{3}+i) e^{i \log 2 \cdot i \left(\frac{\pi}{6} + 2k\pi \right)} \\ &= (\sqrt{3}+i) e^{-\frac{\log 2}{6}} e^{-2k\pi} \quad k \in \mathbb{Z} \end{aligned}$$

6. Compute by two different methods.

$$\int_i^{2i} z^2 - 2e^{2z} dz$$

note that $f(z) = z^2 - 2e^{2z}$ is continuous on \mathbb{C}

by path independence I can choose γ



Method (A) parametrize $\gamma: z(t) = it \quad 1 \leq t \leq 2$
 $z'(t) = i$

$$\begin{aligned} z^2 - 2e^{2z} &= (it)^2 - 2e^{2it} = -t^2 - 2e^{2it} \\ \int_i^{2i} (z^2 - 2e^{2z}) dz &= \int_1^2 (-t^2 - 2e^{2it}) \cdot i dt = -i \left(\frac{t^3}{3} + ie^{2it} \right) \Big|_1^2 \\ &= -i \left(\frac{8}{3} + ie^{4i} - \frac{1}{3} - ie^{2i} \right) = -\frac{7}{3}i - e^{4i} + e^{2i} \end{aligned}$$

Method (B) By Path independence lemma, $f(z)$ has an

antiderivative $\frac{d}{dz} \left(\frac{z^3}{3} - e^{2z} \right) = z^2 - 2e^{2z}$

So we can use the F.T.C for contours

$$\begin{aligned} \int_i^{2i} (z^2 - 2e^{2z}) dz &= \left(\frac{z^3}{3} - e^{2z} \right) \Big|_i^{2i} = \left(\frac{(2i)^3}{3} - e^{4i} \right) - \left(\frac{i^3}{3} - e^{2i} \right) \\ &= -\frac{i8}{3} - e^{4i} + \frac{i}{3} + e^{2i} \\ &= -\frac{7i}{3} - e^{4i} + e^{2i} \end{aligned}$$